



Kentucky High School Athletic Association

2280 Executive Drive ° Lexington, KY 40505 ° www.khsaa.org ° (859)299-5472 (859)293-5999 (fax)

MEMORANDUM

To: Superintendent, Principal, and Athletic Director
Boone County High School

From: Brigid L. DeVries, Commissioner
Larry Boucher, Assistant Commissioner *LB*


Date: May 4, 2004

Subject: 2003-2004 Title IX Annual Report Forms Submission

Enclosed please find a copy of Form T-65, The 2003-2004 Title IX Annual Report Forms Checklist. In addition, you may find an attachment with corrected copies of the forms submitted by your school personnel. Please review this information so the forms can be completed accurately in the future.

Also, KHSAA Audit Staff may have requested a re-submission of some of the 2003-2004 Annual Report Forms or need additional information on your athletic programs. Please submit this information by the date requested if this is applicable. Copies and all KHSAA Title IX documents must be kept current and included in your permanent Title IX File at the school. All documents are subject to Open Records Requests.

Should you need any further information, please do not hesitate to call anytime.



MEMORANDUM

TO: KHSAA Member School Superintendents, Principals, and Athletic Directors

FROM: Brigid L. DeVries, Commissioner
Larry Boucher, Executive Assistant Commissioner

DATE: May 4, 2004

RE: 2004 Title IX Forms Submission

School	Boone County High School	Reviewed by	Reba Woodall
--------	--------------------------	-------------	--------------

The following is a status report regarding the required 2003 - 2004 Title IX submission of forms due in to the KHSAA office by April 15, 2004. Appropriate audit personnel have reviewed these forms and the following is a summary of this review.

I. Checklist of Forms properly submitted in a satisfactory manner:

✓	GE 19 (Annual Verification)		T-36 (Budget Expenses)
✓	T-1 (Summary Program Chart 1)	✓	T-41 (Checklist – Overall Interscholastic Program)
✓	T-2 (Summary Program Chart 2)	✓	T-60 (Corrective Action Plan)
✓	T-3 (Summary Program Chart 3)	✓	T-63 (Interscholastic Survey Results)
✓	T-4 (Summary Program Chart 4)		T-68 (Five Year Summary)
	T-35 (Budget Expenses)		

II. Status

A.		2003 – 2004 Forms are satisfactory and no further information or action is necessary at this time.
B.	✓	Errors have been noted with respect to the following forms: <ul style="list-style-type: none"> Forms T-35 & T-36; These forms need to be completed. Either fill out the forms with the numbers or include the index that's mentioned if the index covers all columns not given. Submit completed Forms T-35 & T-36 to the KHSAA no later than June 15, 2004.
C.	✓	The following forms were omitted and must be submitted by school representatives: <ul style="list-style-type: none"> Form T-68; The last two pages of Form T-68 were left off the report. Please submit a completed Form T-68 to the KHSAA no later than June 15, 2004.
D.	✓	Other Recommendation and Comments: <ul style="list-style-type: none"> The figures on Forms T-35 & T-36 show that each male athlete receives \$135 more than each female athlete. This is a significant difference and should be closely monitored by your Gender Equity Review Committee. At this time, from the information submitted by school personnel, the school is not meeting the standards set for the opportunities section. However, with the addition of swimming and diving next year, it is possible that the school may meet the standards on one, if not more, of the Opportunities Test.

Boone County



TITLE IX FIVE-YEAR ACCOMPLISHMENTS 1999-2004

KHSAA
Form T68
Rev. 9/03

At the end of this school year, as we complete the 5-year KHSAA Title IX Compliance Project, the KHSAA will provide the Kentucky Department of Education a status report of accomplishments. Please review your school's progress since 1999-2000 and itemize those accomplishments which you feel you have made in your efforts to provide greater gender equity in athletics at your school.

(For example: Softball field lights (or other improvements), specific amounts of "prime time" playing opportunity adjustments, cheerleading balance, equitable equipment replacement schedules, equitable pay for coaches, equitable opportunities for facilities use, establishment of additional sports, establishment of more teams at various levels, equalizing number of contests per season, etc., etc.)

<p>Opportunities (Example: Sports or Levels of Teams Added for Girls)</p>	<p>ADDED FRESHMEN VOLLEYBALL WITH FUNDED COACHING RESTARTED GIRLS GOLF PROGRAM</p>
<p>Equipment and Supplies (Example: New Equipment - batting cages, soccer goals, uniforms, balls, bats, etc.)</p>	<p>BUILT NEW SOFTBALL FIELD ON SCHOOL SITE,</p>
<p>Scheduling of Games and Practice Times (Example: 50/50 scheduling ratio of boys' games to girls'. Additional weekend "prime time" opportunities)</p>	<p>CHEERLEADERS CHEER FOR BOYS + GIRLS HOME GAMES (EQUAL) BOY + GIRLS BASKETBALL ALTERNATE MONTHS (JAN. + FEB.) FOR PRIMETIME GAMES (CONFERENCE)</p>

2003-2004
BUDGETED AND ACTUAL EXPENDITURES - PROGRAM COMPARISON CHART
TO INCLUDE BOOSTER CLUB FUNDING

	equipment and supplies		travel		awards		coaches' salaries (to include supplemental and extended employment)		facilities improvements		publications (if sport-specific)	
	B	E	B	E	B	E	B	E	B	E	B	E
G basketball	30,000.00	29,158.68		SAME			< SAME NO.		> GYM PAINTED			
B basketball	30,000.00	21,309.89		SAME			< SAME INDEX		> NEW SCOREBOARDS			
G softball	26,000.00	15,920.42		SAME			< SAME NO.		SCHOOL BOARD			
B baseball	20,000.00	18,520.72		SAME			< SAME INDEX		NEW SOFTBALL FACILITY			
G cross country	1,000.00	2,623.90		SAME			< SAME NO.					
B cross country	1,000.00	3,344.05		SAME			< SAME INDEX					
G golf	1,000.00	649.85		SAME			< SAME NO.					
B golf	1,000.00	1,417.00		SAME			< SAME INDEX					
G soccer	10,000.00	9,768.07		SAME			< SAME NO.					
B soccer	10,000.00	12,972.36		SAME			< SAME INDEX					
G swimming	NA						NA					
B swimming	NA						NA					

1. Budget and expenditures on this 2003-2004 year report due by April 15, 2004, should reflect the total monies budgeted and spent for the entire year of 2002-2003 ending June 30, 2003.

2. "B" is for budgeted dollar amounts and "E" is for actual dollar expenditures.

3. Booster Club Funding/Contributions must be included in the expenditures total. SEE 2nd PAGE

4. Indicate percentage of total expenditures for each gender: Total Expenditures \$ _____ % for boys _____ % for girls _____

Principal's Signature: _____ Date: 4/12/04

2003-2004
BUDGETED AND ACTUAL EXPENDITURES - PROGRAM COMPARISON CHART 2
TO INCLUDE BOOSTER CLUB FUNDING

Teams	equipment and supplies		travel		awards		coaches' salaries (to include supplemental and extended employment)		facilities improvements		publications (if sport-specific)	
	B	E	B	E	B	E	B	E	B	E	B	E
G track	4,000.00	1,200.69			SAME				← SAME NO.			
B track	4,000.00	4,548.79			SAME				← SAME INDEX			
G tennis	1,000.00	316.31			SAME				← SAME NO.			
B tennis	1,000.00	1,036.51			SAME				← SAME INDEX			
G volleyball	8,000.00	5,811.27			SAME			VAR J.V. FR.	GYM PAINTED SCORING BOWELS ^{NEW}			
B wrestling	NA							NA				
G (list sport)												
B (football)	50,000.00	57,876.39			SAM							
G (list sport)												
B (list sport)												

1. Budget and expenditures on this 2003-2004 year report due by April 15, 2004, should reflect the total monies budgeted and spent for the entire year of 2002-2003 ending June 30, 2003. \$121,225.00

2. "B" is for budgeted dollar amounts and "E" is for actual dollar expenditures. \$410.03 per month

3. Booster Club Funding/Contributions must be included in the expenditures total. \$215.26

4. Indicate percentage of total expenditures for each gender: Total Expenditures \$ 186,500.90 % for boys .649 % for girls .351

Principal's Signature: D. Lynn Brooks Date: 4/15/04



**2003-2004 KENTUCKY HIGH SCHOOL ATHLETIC ASSOCIATION
ANNUAL VERIFICATION OF TITLE IX PROCEDURES**
(To be submitted by April 15, 2004 along with other required forms)

APR 19 2004

The BOONE COUNTY High School, FLORENCE, Kentucky
(Name of High School) (City)

certifies to the Kentucky High School Athletic Association that the following is an accurate and true representation of the facts surrounding compliance with 20 U.S.C. Sections 1681-1688, et. Seq. (also known as Title IX)

I certify the following provisions in accordance with records at the school contained in the permanent Title IX file, and to the best of my knowledge have completed the following tasks. (All boxes must be checked)

Established a gender equity committee at the high school. (list committee personnel and provide attachment if necessary)

Name	Address	Phone	Title
ANDREA REEVES (CHAIR)	B.C.H.S.	282-5655	TEACHER
ANGEL BUCHANAN	B.C.H.S.	"	TEACHER/COACH GIRLS
ALISON SUTTON	B.C.H.S.	"	TEACHER
JAY MULCAHY	B.C.H.S.	"	TEACHER / A.D.
KATHY STRAUBS	B.C.H.S.	282-5655	TEACHER/CHORAL DIR.
LORI EBERLE	B.C.H.S.	"	TEACHER
ALAN BATH	B.C.H.S.	"	TEACHER
SEE OTHER SIDE			

Scheduled a minimum of three meetings during the 2003-2004 school year on the following dates:

9/17, 10/22, 11/24, 1/26, 2/23

Designated the following person(s) as the Title IX coordinator for the school:

<u>JAY MULCAHY</u>	<u>ATHLETIC DIRECTOR</u>	<u>(859) 282-5655</u>
Name	Title	Address Phone

School personnel are continuing to make periodic reviews of the boys and girls athletics program reflected in the Corrective Action Plan.

In addition to the above information, the above referenced school maintains a complete permanent file relative to Title IX records including copies of the self-assessment audit, all corrective action plans, and other related materials.

Deann Brooks
Principal's Signature

April 12 2004
Date

By David
Superintendent Signature

C Ed Moss
School Board Chairpersons' Signature

(Send original copy to KHSAA - Maintain duplicate in Title IX school folder)

2003-2004
ACCOMMODATION OF INTERESTS AND ABILITIES
SUMMARY PROGRAM CHART 1

KHSAA
 Form T1
 Rev. 8/03

Participation Opportunities Test One

		(Column 1)	(Column 2)	(Column 3)	(Column 4)
	Program	Enrollment	Percentage of Total Enrollment	Number of Interscholastic Participants (double and triple count)	Percentage of Total Participation
Row 1	GIRLS	710	.509	238	.447
Row 2	BOYS	684	.491	295	.553
Row 3	Totals	1394	100%	533	100%

Instructions:

*Number of 8th grade students & below used in Column 3 and Column 4 calculations if applicable: 13

- Determine the total number of girls enrolled, (place in Row 1, Column 1). Determine the total number of boys enrolled, (place in Row 2, Column 1).
- Add the total number of girls and boys enrolled to determine total enrollment, (place in Row 3, Column 1).
- Calculate the percentage of total enrollment that is female. (Divide Row 1, Column 1 by row 3, Column 1 and place in Row 1, Column 2.) Calculate the percentage of total enrollment that is male. (Divide Row 2, Column 1 by Row 3, Column 1 and place in Row 2, Column 2.) Note: Row 1, Column 2 plus Row 2, Column 2 should total 100%.
- Ask the head coaches to review the most updated eligibility or squad lists for their teams. Ask coaches to confirm the names of those individuals who are on the team as of the first **date of competition**, and cross out the names of those who were cut from the team or quit the team prior to the first competitive event. Determine the total number of interscholastic athletics participants that are girls, (and place in Row 1, Column 3). In order to determine the total number of athletics participants, an individual should be counted each time he or she participates on a team. For example, if Jane Doe competes on the varsity volleyball team, the junior varsity volleyball team, the junior varsity basketball team, and the varsity softball team, she should be counted as four participants (**do not include club or intramural sports participants, cheerleaders, dance teams, or pom squads**). Calculate the same way for boys and girls. * In addition, should 8th grade students and below play on a Freshman, Junior Varsity, or Varsity team, they should also be counted for each team and sport on which they participate. If applicable, please asterisk the above notation as to how many 8th grade students & below are included in the totals. Using the same procedure, determine the total number of interscholastic athletic participants that are boys, (and place in Row 2, Column 3). Add Row 1, Column 3 plus Row 2, Column 3 to get total participants and place in Row 3, Column 3.
- Calculate the percentage of female participation. (Row 1, Column 3 divided by Row 3, Column 3 and place in Row 1, Column 4.) Calculate the percentage of male participation. (Row 2, Column 3 divided by Row 3, Column 3 and place in Row 2, Column 4.) Note: Row 1, Column 4 plus Row 2, Column 4 should total 100%.

Note: While being within three percent is not a formal compliance standard; if the percent listed in Row 1, Column 4 is within 3% of Row 1, Column 2, then it provides a good target within which compliance is likely.

Principal's Signature: Peggy Brook Date: 4/12/04

**ACCOMMODATION OF INTERESTS AND ABILITIES
SUMMARY PROGRAM CHART 2**

Participation Opportunities Test Two

			Column 1	Column 2	Column 3	Column 4	Column 5
Program			Number of Teams Currently Offered	Number of Participants	Number of Teams Added in Last Five Years	Number of Participants Added in Last Five Years	Percent of Total Participation By Sex Added in Last 5 Years
GIRLS	Row 1	varsity:	8	154	1	12	
	Row 2	j.v.:	4	59			
	Row 3	frosh:	2	25	1	14	
	Row 4	total:	14	238	2	26	.109
BOYS	Row 5	varsity:	8	170	0		
	Row 6	j.v.:	4	66	0		
	Row 7	frosh:	2	59	0		
	Row 8	total:	14	295	0		

- For Column 1, list the number of interscholastic teams offered for girls and boys at each competitive level (varsity, junior varsity, and freshman). For girls, total each of the entries in Rows 1, 2, and 3 into Row 4. For boys, total Rows 5, 6, and 7 into Row 8.
- For Column 2, list the number of participants at each level. For girls, total each of the entries in Rows 1, 2, and 3 into Row 4. For boys, total Rows 5, 6, and 7 into Row 8. **Note:** The totals in Row 4 for girls and in Row 8 for boys must be the same as the totals in Form T-1, Column 3, Rows 1 and 2 respectively.
- For Column 3, list the number of interscholastic teams that have been added in the last five years at each competitive level. Count each team added during the 5 year period only one time. e.g. Girl's junior varsity soccer was added 3 years ago, count the team only once, not 3 times. For girls, total the entries in Rows 1, 2, and 3 into Row 4. For boys, total Rows 5, 6, and 7 into Row 8.
- For Column 4, list the number of participants that are currently on each level of the teams that were added in the last five years. If a team was added previously but no longer exists, there are no current participants to be added for that team. For girls, total the entries in Rows 1, 2, and 3 into Row 4. For boys, total Rows 5, 6, and 7 into Row 8.
- For Column 5, calculate the percentage of participants that have been added in the last five years. For girls, take the number in Column 4, Row 4 and divide by the number in Column 2, Row 4. For boys, take the number in Column 4, Row 8 and divide it by the number in Column 2, Row 8.

Note: If the percentage of current participants added in the last five years is 25% or greater, compliance with test two may be possible. If less than 25%, then compliance with test three should be analyzed. **CAUTION:** 25% is not a formal compliance standard.

Principal's Signature: Peggy Brooks Date: 4/12/04

2003-2004
ACCOMMODATION OF INTERESTS AND ABILITIES
SUMMARY PROGRAM CHART 3

Participation Opportunities Test Three

FOR ANY QUESTION ANSWERED "YES" IDENTIFY THE RESPECTIVE SPORT(S).

	GIRLS (Yes / No)		BOYS (Yes / No)
1. For a sport not currently played at the interscholastic level (varsity, junior varsity, or freshman) in your school, is there an intramural team offered for that sport?	NO		NO
2. For a sport <u>not</u> currently offered in your interscholastic athletics program, is there sufficient interest to form a viable interscholastic team based on participation on an intramural team or community recreation teams?	NO		NO
3. For a sport <u>not</u> currently offered, is there sufficient interest to form a viable interscholastic team based on student responses from the interscholastic survey?	YES - SWIMMING + DIVING		YES SWIMMING + DIVING (WRESTLING)
4. For a sport currently offered at the varsity level only, is there sufficient interest to form a viable team for a junior varsity, or freshman team that is not currently offered?	NO		NO
5. For a sport currently offered at the junior varsity or freshman level is there sufficient interest to form a varsity team not currently offered?	NO		NO
6. If you answered YES to question (1), (2), (3), (4), or (5), are there enough high schools in your geographic area offering the sport (at the appropriate level) to allow for the development of a reasonable schedule of competition?	YES		YES

Principal's Signature: Peggy Brook Date: 4/12/04

2003-2004
ACCOMODATION OF INTERESTS AND ABILITIES
SUMMARY PROGRAM CHART 4

Levels of Competition Test One

		Column 1	Column 2	Column 3
Girls	Team Levels	Number of Teams Currently Offered	Number of Participants	Percentage of Participants at Each Level
Row 1	varsity:	8	154	.647
Row 2	j.v.:	4	59	.248
Row 3	frosh:	2	25	.105
Row 4	total:		238	100%
Boys				
Row 5	varsity:	8	170	.576
Row 6	j.v.:	4	66	.224
Row 7	frosh:	2	59	.20
Row 8	total:		295	100%

- Column 1, list the number of interscholastic teams offered for girls and boys at each competitive level; varsity, junior varsity, and freshman. (Refer to Form T-2, Accommodation of Interests and Abilities, Summary Program Chart 2, Column 1.)
- For Column 2, list the number of participants at each level. For girls, total the entries in Rows 1, 2, and 3 into Row 4. For boys, total the entries in Rows 5, 6, and 7 into Row 8. (Refer to Form T-2, Accommodation of Interests and Abilities, Summary Program Chart 2, Column 2.)
- For Column 3, calculate the percentage of female and male participants at each level.
For girls' varsity, junior varsity, and frosh, respectively:
 - Divide Column 2, Row 1 by Column 2, Row 4, and place the percentage in Column 3, Row 1.
 - Divide Column 2, Row 2 by Column 2, Row 4, and place the percentage in Column 3, Row 2.
 - Divide Column 2, Row 3 by Column 2, Row 4, and place the percentage in Column 3, Row 3.
 -
 For boys' varsity, junior varsity, and frosh, respectively:
 - Divide Column 2, Row 5 by Column 2, Row 8, and place the percentage in Column 3, Row 5.
 - Divide Column 2, Row 6 by Column 2, Row 8, and place the percentage in Column 3, Row 6.
 - Divide Column 2, Row 7 by Column 2, Row 8, and place the percentage in Column 3, Row 7.

Principal's Signature: Peggy Brooks Date: 4/12/04

2003-2004 KHSAA TITLE IX ATHLETICS AUDIT

KHSAA
Form T41
Rev. 8/03

Checklist - Overall Interscholastic Athletics Program

Areas of Compliance	ADVANTAGE TO (Respond based on Internal Evaluation by checking the appropriate column.)		
	GIRLS' PROGRAM	BOYS' PROGRAM	NEITHER PROGRAM
OPPORTUNITIES			
Accommodation of Interest and Abilities			✓
BENEFITS			
Equipment and Supplies			✓
Scheduling of Games and Practice Time			✓
Travel and Per Diem Allowances			✓
Coaching			✓
Locker Rooms, Practice and Competitive Facilities			✓
Medical and Training Facilities and Services			✓
Publicity			✓
Support Services			✓
Athletic Scholarships			NA
Tutoring			NA
Housing and Dining Facilities and Services			NA
Recruitment of Student Athletes			NA

Principal's Signature: _____

Peggy Brooks

Date: _____

4/12/04

SCHOOL NAME

ROONE COUNTY HIGH SCHOOL

2003-2004

TITLE IX

CORRECTIVE ACTION PLAN

To complete this form, indicate the intended area which needs corrective action, the suggested change and time table for implementation. You may copy this form as needed. Please attach corrective action plans along with audit forms and submit by April 15, 2004.

ITEM FOR CORRECTION	SUGGESTED CHANGE	TIME TABLE FOR CORRECTIVE ACTION
Increase female participation numbers	Add swimming & diving as a winter sport (high interest)	ASAP Coaching position has been posted
Increase female participation numbers	Emphasis on announcements of tryout times - poster etc.	ASAP 2004-2005
Increase female expenditures	Encourage girl's coaches to spend budgeted amount	ASAP 2004-2005
Increase female budget	Increase female budget	

For all areas currently identified as items for correction, an intended corrective action explanation is needed. THIS FORM SHALL BE TYPED.

Principal's Signature:

Dorothy Brunk

Date:

4/12/04

2003-2004 INTERSCHOLASTIC ATHLETICS SURVEY
Summary of Student Responses

School Name	BOONE CO. HIGH SCHOOL
School Enrollment	1394
Date	2/2/04
Completed By	JAY MULCAHY (ATH. DIR.)

Instructions:

1. Summarize the Student Athletics Interest Surveys Form T-61 by listing the total number of responses on the line next to each sport.
2. Under the Other Category please provide a listing of the sports as well as the number of students who are interested in participating.
3. Please sign and date the Summary Form (T-63) and mail the Summary Form only to the KHSAA by April 15, 2004. Do not mail the student surveys (Form T-61). However, these Forms should be maintained in your files in the event they are requested subsequently.

1099 Number of Surveys

1064 Total Returned (A minimum of 80% return is expected) 9790

9, 10, 11 Grades Surveyed

How Was The Survey Administered? ADVISOR/ADVISEE
(e.g. was it given in all English classes, or all home rooms, or advisee/advisor?)

Fall Sports (List Total Number of Participation Responses)

33 Cross Country (Girls)
18 Cross Country (Boys)
16 Field Hockey (Girls)
147 Football (Boys)
18 Golf (Girls)
34 Golf (Boys)
53 Soccer (Girls)
51 Soccer (Boys)
122 Volleyball (Girls)
14 Volleyball (Boys)

Winter Sport (List Total Number of Participation Responses)

78 Basketball (Girls)
123 Basketball (Boys)
66 Gymnastics (Girls)
57 < Indoor Track (Girls)
57 < Indoor Track (Boys)
91 Swimming & Diving (Girls)
27 Swimming & Diving (Boys)

39 Wrestling (Boys)

Spring Sport (List Total Number of Participation Responses)

- 86 Baseball (Boys)
- 42 Fast Pitch Softball (Girls)
- 28 Slow Pitch Softball (Girls)
- 43 Tennis (Girls)
- 28 Tennis (Boys)
- 42 Track (Girls)
- 72 Track (Boys)

Other Sports (From Student Survey T-61 Question 10)

Name of Sport	Number of Students Interested In Participating
<u>SWIMMING/DIVING</u>	<u>121</u>
<u>WRESTLING</u>	<u>39</u>
<u>LACROSSE</u>	<u>16</u>
<u>GIRLS FOOTBALL</u>	<u>6</u>
<u>FIELD HOCKEY</u>	<u>4</u>
<u>ICE HOCKEY</u>	<u>21</u>
_____	_____
_____	_____

Number of Students who participate in Intramural Sports.
(From Student Survey T-61 Question 5)

Sport	Number
<u>NONE OFFERED</u>	_____
_____	_____
_____	_____
_____	_____
_____	_____

List Intramural Sports students are interested in adding:
(From Student Survey T-61 Question 6)

Sport	Number
<u>BASKETBALL</u>	<u>119</u>
<u>VOLLEYBALL</u>	<u>34</u>
<u>SWIMMING</u>	<u>34</u>
<u>SOCCER</u>	<u>12</u>
<u>WRESTLING</u>	<u>26</u>
_____	_____

Participation in Non-School Sports Activities
 (From Student Survey T-61 Question 7)

Sport	Number
BASKETBALL	91
VOLLEYBALL	28
SOCCER	41
SWIMMING	19
ICE HOCKEY	3

Reasons for not participating in interscholastic athletics.
 (From Survey Question 8)

Response	Number
----------	--------



- 102 I prefer other activities such as band, chorus, etc.
- 226 I don't have time
- 71 The practice schedules and game times are inconvenient
- 85 The sport I like isn't offered
- 64 It's too expensive
- 55 I prefer to participate in club or intramural sports
- 158 Working
- 126 Other
 NO INTEREST GRADES FAMILY CIRCLE, QUIT, CHURCH, INJURY,
 LAZY, AFRAID OF REJECTION, SICK

Student Suggestions to encourage participation

CUT DOWN ON POPULARITY - MORE PEP RALLIES -
LESS TIME CONSUMING - MORE AWARENESS -
BETTER FIELDS -

Peggy Brooks
 Principal's Signature

4/12/04
 Date



KHSAA
Form T65
Revised 4/04

MEMORANDUM

TO: KHSAA Member School Superintendents, Principals, and Athletic Directors

FROM: Brigid L. DeVries, Commissioner
Larry Boucher, Executive Assistant Commissioner

DATE: May 4, 2004

RE: 2004 Title IX Forms Submission

School	Boone County High School	Reviewed by	Reba Woodall
--------	--------------------------	-------------	--------------

The following is a status report regarding the required 2003 - 2004 Title IX submission of forms due in to the KHSAA office by April 15, 2004. Appropriate audit personnel have reviewed these forms and the following is a summary of this review.

I. Checklist of Forms properly submitted in a satisfactory manner:

✓	GE 19 (Annual Verification)		T-36 (Budget Expenses)
✓	T-1 (Summary Program Chart 1)	✓	T-41 (Checklist – Overall Interscholastic Program)
✓	T-2 (Summary Program Chart 2)	✓	T-60 (Corrective Action Plan)
✓	T-3 (Summary Program Chart 3)	✓	T-63 (Interscholastic Survey Results)
✓	T-4 (Summary Program Chart 4)		T-68 (Five Year Summary)
	T-35 (Budget Expenses)		

II. Status

A.		2003 – 2004 Forms are satisfactory and no further information or action is necessary at this time.
B.	✓	Errors have been noted with respect to the following forms: <ul style="list-style-type: none"> Forms T-35 & T-36; These forms need to be completed. Either fill out the forms with the numbers or include the index that's mentioned if the index covers all columns not given. Submit completed Forms T-35 & T-36 to the KHSAA no later than June 15, 2004.
C.	✓	The following forms were omitted and must be submitted by school representatives: <ul style="list-style-type: none"> Form T-68; The last two pages of Form T-68 were left off the report. Please submit a completed Form T-68 to the KHSAA no later than June 15, 2004.
D.	✓	Other Recommendation and Comments: <ul style="list-style-type: none"> The figures on Forms T-35 & T-36 show that each male athlete receives \$135 more than each female athlete. This is a significant difference and should be closely monitored by your Gender Equity Review Committee. At this time, from the information submitted by school personnel, the school is not meeting the standards set for the opportunities section. However, with the addition of swimming and diving next year, it is possible that the school may meet the standards on one, if not more, of the Opportunities Test.

2003-2004

BUDGETED AND ACTUAL EXPENDITURES - PROGRAM COMPARISON CHART
TO INCLUDE BOOSTER CLUB FUNDING

	equipment and supplies		travel		awards		coaches' salaries (to include supplemental and extended employment)		facilities improvements		publications (if sport-specific)	
	B	E	B	E	B	E	B	E	B	E	B	E
G basketball	30,000.00	29,158.68					< SAME NO.					
B basketball	30,000.00	21,309.89			SAME		< SAME INDEX					
G softball	20,000.00	15,920.42			SAME		< SAME NO.					
B baseball	20,000.00	18,500.72			SAME		< SAME INDEX					
G cross country	1,000.00	2,623.90			SAME		< SAME NO.					
B cross country	1,000.00	3,349.05			SAME		< SAME INDEX					
G golf	1,000.00	649.85			SAME		< SAME NO.					
B golf	1,000.00	1,417.00			SAME		< SAME INDEX					
G soccer	10,000.00	9,768.07			SAME		< SAME NO.					
B soccer	10,000.00	12,972.36			SAME		< SAME INDEX					
G swimming	NA						NA					
B swimming	NA						NA					

1. Budget and expenditures on this 2003-2004 year report due by April 15, 2004, should reflect the total monies budgeted and spent for the entire year of 2002-2003 ending June 30, 2003.
2. "B" is for budgeted dollar amounts and "E" is for actual dollar expenditures.
3. Booster Club Funding/Contributions must be included in the expenditures total. SEE 2ND PAGE
4. Indicate percentage of total expenditures for each gender: Total Expenditures \$ _____ % for boys _____ % for girls _____

Principal's Signature: Peggy Burk Date: 4/12/04
 Copyright 1999, Good Sports, Inc., Title II and Gender Equity Specialists. All rights reserved.

2003-2004

KESAA
Form 136
REV. 8/03

BUDGETED AND ACTUAL EXPENDITURES - PROGRAM COMPARISON CHART 2
TO INCLUDE BOOSTER CLUB FUNDING

Teams	equipment and supplies		travel		awards		coaches' salaries (to include supplemental and extended employment)		facilities improvements		publications (if sport-specific)	
	B	E	B	E	B	E	B	E	B	E	B	E
G track	4,000.00	1,260.69										
B track	4,000.00	4,514.79										
G tennis	1,000.00	316.31										
B tennis	1,000.00	1,036.51										
G volleyball	8,000.00	5,811.27										
B wrestling	NA											
G (list sport)												
B (football)	50,000.00	57,876.39										
G (list sport)												
B (list sport)												

1. Budget and expenditures on this 2003-2004 year report due by April 15, 2004, should reflect the total monies budgeted and spent for the entire year of 2002-2003 ending June 30, 2003.

2. "B" is for budgeted dollar amounts and "E" is for actual dollar expenditures.

3. Booster Club Funding/Contributions must be included in the expenditures total.

4. Indicate percentage of total expenditures for each gender: Total Expenditures \$ 186,500.70 % for boys .649 % for girls .351

Principal's Signature: Danny Brooks Date: 11/12/04

**BOONE COUNTY HIGH SCHOOL
EXTRA DUTY SALARIES**

POSITION	SALARY 03-04
Academic Team Sponsor - Elementary School	\$2,196
Academic Team Sponsor - Middle	\$2,196
Academic Team Sponsor - High School	\$2,361
Annual Sponsor - Middle School	\$768
Annual Sponsor - High School	\$1,098
Athletic Director - Middle School	Index .07
Athletic Director - High School	Index .14
Band Director - Middle School	\$878
Band Director - High School + 55 days	\$1,318
Band, Assistant Director - High School + 20 days	\$659
Baseball, Head Coach - High School	Index .08
Baseball, Assistant Coach - High School	Index .06
Basketball Coordinator - Elementary School	<u>TEAMS</u> <u>SALARY</u>
	8+ 1,291
	7 1,154
	6 1,017
	5 878
	4 741
	3 604
1-2 411	
Basketball Intramural Director - Middle School	\$2,196 + \$106/team over 20 teams. Maximum salary of \$3,189.
Basketball, 6th Grade Coach - Boys	Index .07
Basketball, 6th Grade Coach - Girls	Index .07
Basketball, 7th Grade Coach - Boys	Index .07
Basketball, 7th Grade Coach - Girls	Index .07
Basketball, 8th grade Coach - Boys	Index .07
Basketball, 8th Grade Coach - Girls	Index .07
Basketball, Head Coach Freshman - Boys	Index .12
Basketball, Head Coach Freshman - Girls	Index .12
Basketball, Head Coach Varsity - Boys	Index .19
Basketball, Head Coach Varsity - Girls	Index .19
Basketball, Assistant Coach Varsity - Boys	Index .12
Basketball, Assistant Coach Varsity - Girls	Index .12
Cheerleader, Elementary - Sponsor	\$550
Cheerleader, 6th Grade - Sponsor	\$659
Cheerleader, 7th Grade - Sponsor	\$659
Cheerleader, 8th Grade - Sponsor	\$659
Cheerleader, Freshman - Sponsor	\$824
Cheerleader, JV - Sponsor	\$1,098
Cheerleader, Varsity - Sponsor	\$1,648
Choral Director - High School	\$1,906

Cluster Leader	\$400
College, Career & Tech Ed Coordinator	\$1,200 <i>Alloc Fedim?</i>
Cross Country Head Coach/High School, Boys	Index .08
Cross Country Head Coach/High School, Girls	Index .08
Dramatics Coach - Middle School	\$659
Dramatics Coach - High School	\$824
Drill Team Sponsor - Middle School	\$659
Drill Team Sponsor - High School	\$878
ESS Aide (Classified)	Same pay as current job
ESS Clerk (Classified)	Same pay as current job (not to exceed \$11.00 per hr.)
ESS Coordinator	5% of ESS school budget
ESS - Substitute Teacher with Bachelor's Degree used as ESS Tutor	\$15.50 per hour
ESS Tutor and ESL Tutor (certified)	0yr - \$19.00
Summer School Programs: ESL, Preschool and Special Education	1yr - \$19.50
	2yr - \$20.00
Note: Regular rates for OT and PT during summer	3yr - \$20.50
Months	4yr - \$21.00
(not to exceed \$21.00 per hour)	
Football, Head Coach Freshman	Index .12
Football, Assistant Coach Freshman	Index .10
Football, Head Coach Varsity	Index .19
Football, Assistant Coach Varsity	Index .12
Forensics Coach - High School	\$659
Golf, Head Coach - High School, Boys	Index .06
Golf, Head Coach - High School, Girls	Index .06
Saturday Alternative Suspension Monitors - Elementary/Middle/High School	\$63.78 per day
School Technology Coordinator	\$773
Senior Class Sponsor - High School	\$933
Soccer, Head Coach - High School - Boys	Index .08
Soccer, Head Coach - High School - Girls	Index .08
Soccer, Assistant Coach - High School - Boys	Index .06
Soccer, Assistant Coach - High School - Girls	Index .06
Softball, Head Coach - High School - Girls	Index .08
Softball, Assistant Coach - High School - Girls	Index .06
Speech Coach - Middle School	\$550
Speech Coach - High School	\$768

Student Council Sponsor - Middle School	\$550
Student Council Sponsor - High School	\$933
Swim Coach - High School	Index .06
Team Leader (\$110 per teacher allocated)	Determined by Principal
Tennis, Head Coach - High School - Boys	Index .06
Tennis, Head Coach - High School - Girls	Index .06
Track, Head Coach - High School - Boys	Index .08
Track, Head Coach - High School - Girls	Index .08
Track, Assistant Coach - High School - Boys	Index .06
Track, Assistant Coach - High School - Girls	Index .06
Volleyball, Freshman Head Coach	Index .06
Volleyball, Head Coach - High School	Index .08
Volleyball, Head Coach - Middle School	Index .07
Volleyball, Assistant Coach - High School	Index .06
Weight Program Coordinator	Index .08
Wrestling, Head Coach - High School	Index .14
Wrestling, Assistant Coach - High School	Index .08

COMMUNITY EDUCATION

Community Education Building Supervisor	\$692 / session
Community Education Contracted Services (thru P.O.)	Rate of Marketplace
Community Education Custodial Services	Custodial hourly rate
Community Education Instructor	\$12.00 per hour (or) 1/2 tuition
Community Education Specialized Instructor	Rate of Marketplace
Community Education Volunteer	\$ 0 compensation

NOTE: All coaches salaries shall be determined by applying the index to the Rank III salary schedule for the number of years coaching experience in the position employed.

Assistant coaches may be used only in sports for which assistants are designated and then only when the number of students exceed 15 in actual participation.

BOONE COUNTY SCHOOLS
MONTHLY ATHLETIC FINANCIAL REPORT

APPENDIX F REV 7/02

School BOONE COUNTY HIGH SCHOOL

Month Ending JUNE 2003

	INCOME		EXPENSES		Surplus or Deficit
	Budget	To Date Actual	Budget	To Date Actual	
ATH.-ADMINISTRATION	85,000.00	111,255.65	80,000.00	97,752.21	13,503.44
ATH.-BASEBALL	12,000.00	18,520.72	10,500.00	18,520.72	.00
ATH. BASKETBALL-BOYS	30,000.00	26,866.23	25,000.00	21,309.89	5,556.34
ATH.-BASKETBALL-GIRLS	45,000.00	40,694.36	40,000.00	29,158.68	11,535.68
ATH.-CROSS COUNTRY BOYS	1,000.00	5,166.62	900.00	2,623.90	2,542.72
ATH.-CROSS COUNTRY-GIRLS	1,000.00	4,673.50	900.00	3,344.05	1,329.45
ATH.-FEES (SPORTS)	10,000.00	10,928.00	10,000.00	10,928.00	.00
ATH.-FIRST AID	.00	102.00	.00	102.00	.00
ATH.-FOOTBALL	50,000.00	61,776.62	45,000.00	57,876.39	3,900.23
ATH.-GOLF-BOYS	2,000.00	2,211.52	1,900.00	1,417.00	794.52
ATH.-GOLF-GIRLS	500.00	1,154.00	400.00	649.85	504.15
ATH.-SOCCER-BOYS	10,000.00	13,627.12	8,000.00	12,972.36	654.76
ATH.-SOCCER-GIRLS	10,000.00	15,444.16	8,000.00	9,768.17	5,675.99
ATH.-SOFTBALL	20,000.00	18,671.01	18,000.00	15,920.42	2,750.59
ATH.-TENNIS-BOYS	1,000.00	1,919.00	900.00	1,036.51	882.49
ATH.-TENNIS-GIRLS	500.00	1,051.89	400.00	316.31	735.58
ATH.-TRACK-BOYS	6,000.00	6,830.22	4,000.00	4,514.79	2,315.43
ATH.-TRACK-GIRLS	4,000.00	2,261.98	3,800.00	1,260.69	1,001.29
ATH.-VOLLEYBALL	8,000.00	6,875.82	7,000.00	5,811.27	1,064.55
CHEERLEADERS-FRESHMAN	8,000.00	5,418.01	7,000.00	3,720.41	1,697.60
CHEERLEADERS-JV & VARSITY	35,000.00	39,803.48	30,000.00	31,560.03	8,243.45
GATE HELP**	.00	.00	.00	.00	.00
OFFICIALS**	.00	.00	.00	.00	.00
SALES TAX	.00	.00	.00	.00	.00
TRANSPORTATION**	.00	.00	.00	.00	.00
TOTALS	\$339,000.00	\$395,251.91	\$301,700.00	\$330,563.65	\$64,688.26

** These figures are included in individual account estimates.

Peggy Brooks

PRINCIPAL

Jay Mulcahy

ATHLETIC DIRECTOR

ATHLETICS

MONTH: JUNE 2003

	<u>TRANSPORTATION</u>	<u>OFFICIALS</u>	<u>GATE HELP</u>	<u>GATE \$\$</u>	<u>FUNDRAISING \$</u>
ATH-ADMIN.	655.00	2,098.00	2,185.00	79,723.00	8,447.25
ATH.-BASEBALL	835.44	1,314.00			20,995.09
ATH-BASKETBALL-BOYS	523.00	2,700.00	1,670.00		10,545.00
ATH-BASKETBALL-GIRLS		3,060.00	750.00		23,293.50
ATH-CR. COUNTRY-BOYS					3,012.00
ATH-CR. COUNTRY-GIRLS					2,549.50
ATH.-FOOTBALL	2,280.00	2,819.00	916.62		27,327.25
ATH-GOLF-BOYS					600.00
ATH-GOLF-GIRLS					
ATH-SOCCER-BOYS	440.30	1,859.00			1,864.00
ATH-SOCCER-GIRLS	340.00	1,948.00			8,890.51
ATH-SOFTBALL		1,070.00			11,407.00
ATH-TENNIS-BOYS					919.00
ATH-TENNIS-GIRLS					
ATH-TRACK-BOYS		200.00		507.00	3,148.50
ATH-TRACK-GIRLS				678.00	1,128.50
ATH-VOLLEYBALL		1,035.00			1,058.54
CHEERLEADERS-FRESH					1,402.00
CHEERLEADERS-JV & VAR	394.76			3,395.00	11,718.58
TOTAL	\$5,468.50	\$18,103.50	\$5,521.62	\$84,303.00	\$138,306.22

(THESE ARE YEAR TO DATE TOTALS)



Kentucky High School Athletic Association

2280 Executive Drive ° Lexington, KY 40505 ° www.khsaa.org ° (859)299-5472 (859)293-5999 (fax)

MEMORANDUM

To: Superintendent, Principal, and Athletic Director
Boone County High School

From: Brigid L. DeVries, Commissioner
Larry Boucher, Assistant Commissioner *LB*

Date: May 4, 2004

Subject: 2003-2004 Title IX Annual Report Forms Submission

Enclosed please find a copy of Form T-65, The 2003-2004 Title IX Annual Report Forms Checklist. In addition, you may find an attachment with corrected copies of the forms submitted by your school personnel. Please review this information so the forms can be completed accurately in the future.

Also, KHSAA Audit Staff may have requested a re-submission of some of the 2003-2004 Annual Report Forms or need additional information on your athletic programs. Please submit this information by the date requested if this is applicable. Copies and all KHSAA Title IX documents must be kept current and included in your permanent Title IX File at the school. All documents are subject to Open Records Requests.

Should you need any further information, please do not hesitate to call anytime.



TITLE IX
FIVE-YEAR ACCOMPLISHMENTS
1999-2004

KHSAA
 Form T68
 Rev. 9/03

At the end of this school year, as we complete the 5-year KHSAA Title IX Compliance Project, the KHSAA will provide the Kentucky Department of Education a status report of accomplishments. Please review your school's progress since 1999-2000 and itemize those accomplishments which you feel you have made in your efforts to provide greater gender equity in athletics at your school.

(For example: Softball field lights (or other improvements), specific amounts of "prime time" playing opportunity adjustments, cheerleading balance, equitable equipment replacement schedules, equitable pay for coaches, equitable opportunities for facilities use, establishment of additional sports, establishment of more teams at various levels, equalizing number of contests per season, etc., etc.)

<p style="text-align: center;">Opportunities (Example: Sports or Levels of Teams Added for Girls)</p>	<p>ADDED FRESHMEN VOLLEYBALL W/FUNDED COACHING ADVERTISED AND REJUVENATED GIRLS GOLF PROGRAM</p>
<p style="text-align: center;">Equipment and Supplies (Example: New Equipment -- batting cages, soccer goals, uniforms, balls, bats, etc.)</p>	<p>BUILT NEW SOFTBALL COMPLEX ON SCHOOL SITE</p>
<p style="text-align: center;">Scheduling of Games and Practice Times (Example: 50/50 scheduling ratio of boys' games to girls'. Additional weekend "prime time" opportunities)</p>	<p>BOYS & GIRLS ALTERNATE MONTHS FOR CONFERENCE PLAY (JAN. / FEB.) tues. fri. / mon. th. GIRLS CONTINUE TO HOST MAJOR DEC. TOURN. (N. Exposure Classic)</p>

KHSAA
Form T68

<p>Travel and Per-Diem (Example: Spring Break Trip for Softball, Upgrade of meals or meal opportunities)</p>	<p>SOFTBALL TAKES SPRING BREAK TRIP G. BASKETBALL TAKES HOLIDAY TRIP</p>
<p>Coaching (Example: Hiring of additional coaches, paying equitable salaries)</p>	<p>FRESHMEN VOLLEYBALL COACH ADDED</p>
<p>Locker Rooms, Practice and Competitive Facilities (Example: New or Renovated Facilities)</p>	<p>NEW SOFTBALL FIELD ON SCHOOL SITE MAIN LOCKERROOM ROTATED FOR BOYS & GIRLS GYMNASIUM REPAINTED AND SPRUCED UP WITH NEW ARTWORK PRACTICE GYM / NEW FLOOR</p>

<p>Medical and Training Services (Example: Additional or equitable sports coverage by medical support personnel, access to weight room)</p>	<p>SOFTBALL FIELD ON CAMPUS HAS IMPROVED COVERAGE FOR SOFTBALL BECAUSE TRAINER STAYS ON SITE FOR SPRING SPORTS</p> <p>RULES FOR WEIGHT ROOM HAVE IMPROVED FOR USE & ACCESS FOR GIRLS</p> <p>MORE TRAINING EQUIPMENT HAS BEEN PURCHASED TO MEET NEEDS OF FEMALES</p>
<p>Publicity (Example: New or improved promotional opportunities at sporting events: 1. Dance/Pep/Cheerleaders 2. Posters 3. Radio/Television)</p>	<p>CHEERLEADERS NOW CHEER EQUALLY FOR BOYS & GIRLS BASKETBALL</p> <p>MORE ANNOUNCEMENTS, SCHOOL MESSAGE SIGN, & NEWSLETTERS HOME THAT CONTAIN INFO ON GIRLS SPORTS</p>
<p>Support Services (Example: Additional funding for girls' sports)</p>	

Other Title IX Advancements	MORE AWARENESS BY STUDENTS AND COMMUNITY GENDER EQUITY REVIEW
--	--

Principal's
Signature: _____

Peggy Brook

Date: _____

10/10/04